

Scaled data based on original data using
LM-79-08 Approved Method: Electrical and Photometric Measurements of Solid-
State Lighting Products

Test Report Prepared for
Cooper Lighting Solutions
(formerly Eaton)

Brand: INVUE

Report Number: P140915

Luminaire Tested: **ECM-F02-LED-E1-SL2**

Issue Date: 03/03/2020

Test Information

Test Method: LM-79-08
Report Number: P140915
REPORT IS SCALED FROM IESNA LM-79-08 TEST DATA (P33690)
Test Lab: INNOVATION CENTER-P3
Issue Date: 03/03/2020
Manufacturer: COOPER LIGHTING SOLUTIONS (FORMERLY EATON)
Product Line: INVUE
Catalog Number: ECM-F02-LED-E1-SL2
Description: EPIC CLASSICAL MEDIUM DECORATIVE LED LUMINAIRE
(2) LIGHTBARS WITH AccuLED OPTICS - TYPE 2 W/ SPILL LIGHT CONTROL
Light Source: (14) 4000K CCT, 70 CRI LEDs
Ballast/Driver: -

Summary

Lumens per Lamp: N/A
Luminaire Lumens: 4751.5 lumens
Efficiency: N/A
Efficacy: 86.4 lumens/watt
Luminous Opening: Rectangular (W 0.33' x L: 1' x H: 0')
IES Classification: Type II - Short - Non-Cutoff
BUG Rating: B1 - U0 - G1

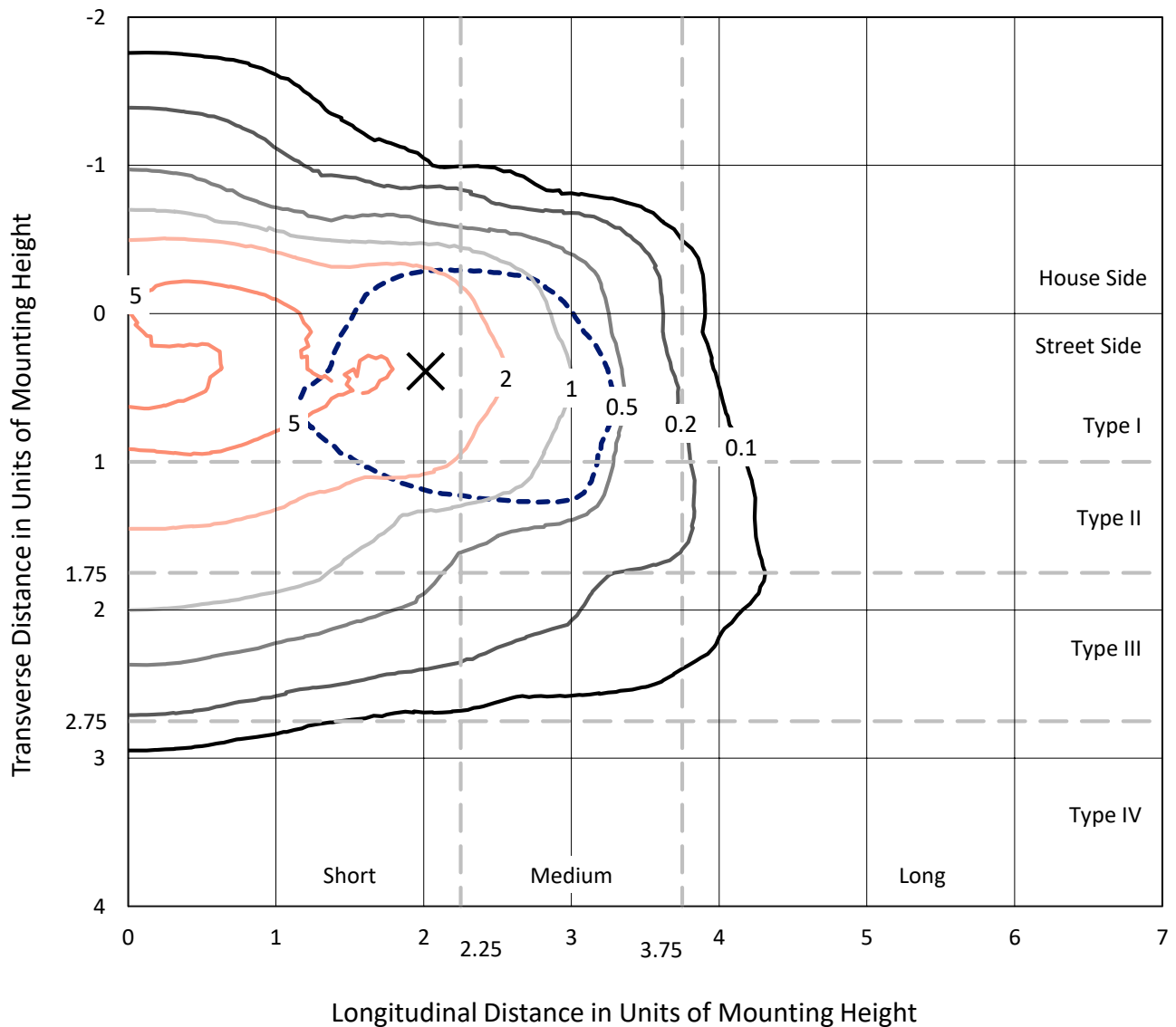
Input Watts (W): 55
Input Voltage (V): NR
Input Current (Ain): NR
Voltage Rise (V): NR
Power Factor: NR
Total Harmonic Distortion (THDi): NR
Frequency (hertz): 60
Stabilization Time: NR
Operation Time: NR
Ambient Temperature (°C): NR
Test Distance: 25 FT



REPORT NUMBER: P140915
 CATALOG NUMBER: ECM-F02-LED-E1-SL2

Iso-Footcandle Lines of Horizontal Illumination

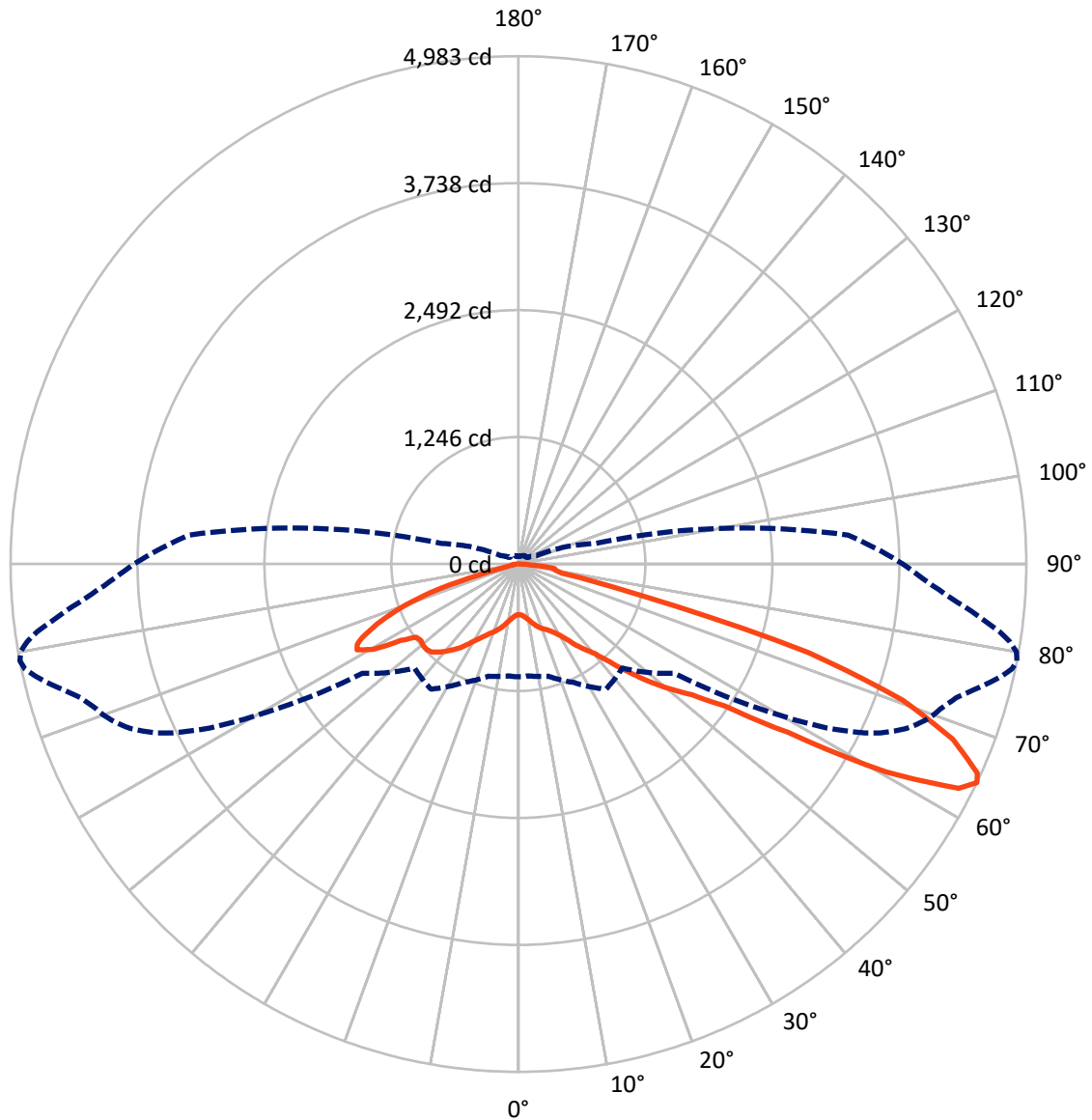
× Max cd
 - - - 1/2 Max cd



Based on 10 foot mounting height. Maximum calculated value = 6.6 fc
 Type II - Short - Non-Cutoff

REPORT NUMBER: P140915
CATALOG NUMBER: ECM-F02-LED-E1-SL2

Luminous Intensity Polar Plot



— Vertical Plane Through 79-Deg Lateral - - - Horizontal Cone Through 64-Deg Vertical

REPORT NUMBER: P140915

CATALOG NUMBER: ECM-F02-LED-E1-SL2

FLUX DISTRIBUTION:

		Downward	Upward	Total
House Side	Lumens	1132.6	0.0	1132.6
	% Fixture	23.8	0.0	23.8
Street Side	Lumens	3618.9	0.0	3618.9
	% Fixture	76.2	0.0	76.2
Total	Lumens	4751.5	0.0	4751.5
	% Fixture	100.0	0.0	100.0

Coefficient of Utilization

ZONAL LUMENS:

Zone	Lumens	% Fixture
0°-10°	49.2	1.0
10°-20°	159.6	3.4
20°-30°	274.0	5.8
30°-40°	458.0	9.6
40°-50°	784.6	16.5
50°-60°	1058.4	22.3
60°-70°	1338.8	28.2
70°-80°	534.2	11.2
80°-90°	94.8	2.0
90°-100°	0.0	0.0
100°-110°	0.0	0.0
110°-120°	0.0	0.0
120°-130°	0.0	0.0
130°-140°	0.0	0.0
140°-150°	0.0	0.0
150°-160°	0.0	0.0
160°-170°	0.0	0.0
170°-180°	0.0	0.0
0°-90°	4751.5	100.0
0°-180°	4751.5	100.0



REPORT NUMBER: P140915

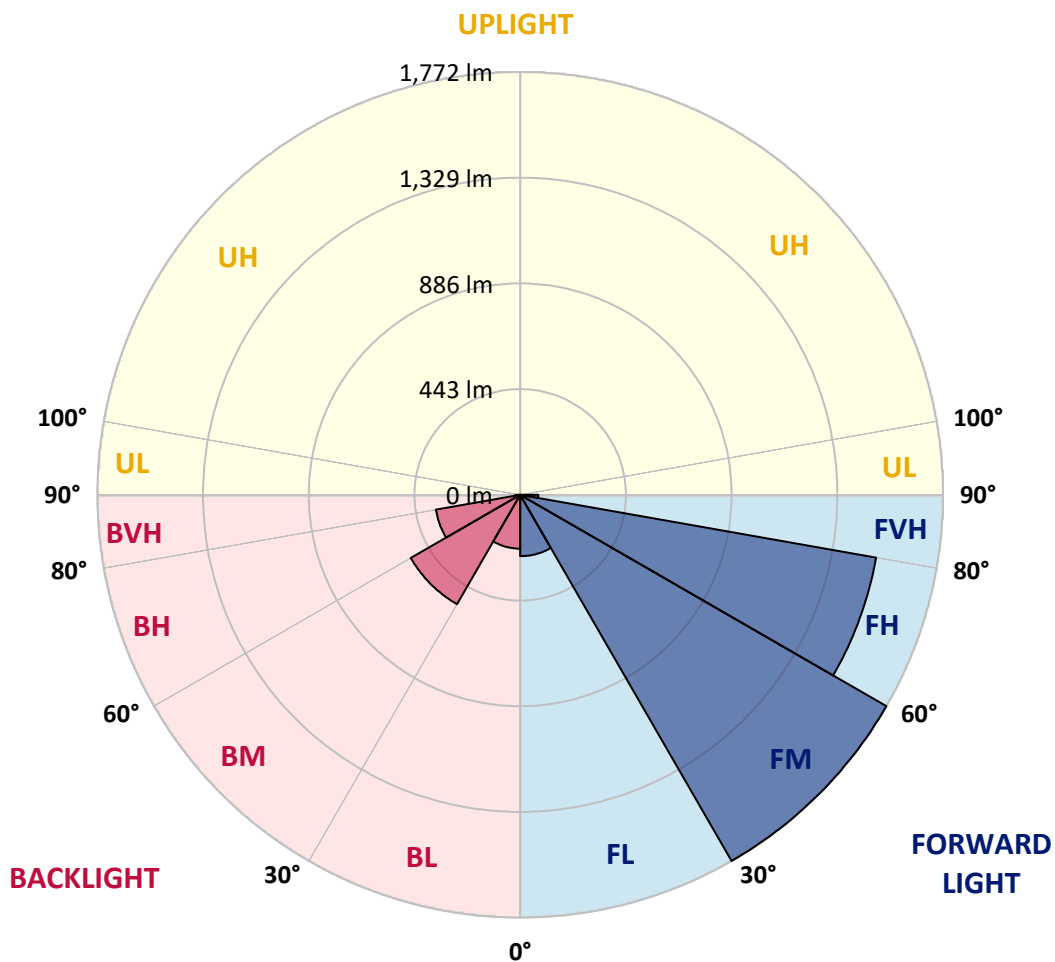
CATALOG NUMBER: ECM-F02-LED-E1-SL2

LUMINAIRE CLASSIFICATION SYSTEM LUMEN TABLE AND BUG RATING:

Zone		Lumens	% Fixture	Zone Rating/Lumen Limit		
				B	U	G
FL	(0°-30°)	257.2	5.4			
FM	(30°-60°)	1771.7	37.3			
FH	(60°-80°)	1514.2	31.9			G1/1800
FVH	(80°-90°)	75.9	1.6			G1/100
BL	(0°-30°)	225.7	4.7	B1/500		
BM	(30°-60°)	529.3	11.1	B1/1000		
BH	(60°-80°)	358.8	7.6	B1/500		G1/500
BVH	(80°-90°)	18.9	0.4			G1/100
UL	(90°-100°)	0.0	0.0		U0/0	
UH	(100°-180°)	0.0	0.0		U0/0	

BUG Rating: B1-U0-G1

Type II Short





REPORT NUMBER: P140915

CATALOG NUMBER: ECM-F02-LED-E1-SL2

CANDELA DISTRIBUTION (FULL):

	0°	5°	15°	25°	35°	45°	55°	60°	61°	62°	64°
0°	497.0	497.0	497.0	497.0	497.0	497.0	497.0	497.0	497.0	497.0	497.0
2.5°	494.8	495.3	494.8	496.4	497.5	499.2	499.2	499.2	499.2	499.2	499.2
5°	494.2	494.8	494.2	497.0	499.7	503.0	506.3	507.4	507.4	508.0	508.5
7.5°	499.2	499.7	499.2	502.5	506.3	511.8	517.9	521.2	521.7	522.3	523.4
10°	514.6	513.5	511.3	514.6	518.4	526.7	533.8	539.3	541.0	541.5	543.7
12.5°	534.9	534.4	530.5	528.9	531.1	540.4	553.7	561.4	563.0	563.6	565.8
15°	550.3	548.7	545.4	543.2	547.0	557.0	574.6	584.5	587.8	588.3	592.2
17.5°	560.3	559.2	553.7	552.0	558.1	573.5	595.5	607.6	609.8	611.4	615.8
20°	576.8	573.5	565.2	558.1	563.0	586.7	612.5	625.2	628.5	630.2	634.0
22.5°	598.8	596.0	586.1	568.0	568.0	594.4	627.9	642.3	645.0	648.3	652.7
25°	636.8	634.6	615.3	584.5	576.8	602.1	642.3	661.5	664.3	668.1	674.7
27.5°	675.8	673.1	651.6	610.3	592.2	616.4	663.2	686.3	690.1	694.5	702.2
30°	725.9	721.0	699.5	651.6	622.4	639.5	696.2	725.4	729.8	735.3	745.7
32.5°	838.2	840.4	801.3	750.7	699.5	692.3	747.4	783.1	789.8	796.9	811.2
35°	1020.9	1012.1	997.8	946.1	889.4	833.2	847.0	885.5	892.7	894.9	900.9
37.5°	1137.6	1142.5	1154.1	1154.1	1111.7	1088.0	1049.0	1030.3	1031.9	1034.1	1029.2
40°	1202.5	1213.0	1252.6	1306.0	1344.5	1366.0	1359.4	1271.9	1261.4	1247.6	1203.6
42.5°	1249.3	1259.8	1327.4	1429.8	1525.6	1601.5	1643.3	1574.6	1566.8	1533.8	1481.0
45°	1277.9	1286.2	1367.6	1512.9	1657.7	1787.0	1901.5	1877.2	1875.0	1847.0	1777.6
47.5°	1272.4	1279.6	1364.3	1539.3	1729.2	1904.8	2082.0	2126.0	2128.2	2121.0	2078.7
50°	1191.0	1208.0	1292.2	1481.0	1689.6	1950.4	2198.6	2313.7	2317.0	2323.6	2307.1
52.5°	1118.3	1131.5	1206.9	1375.9	1576.2	1905.3	2268.5	2451.3	2479.3	2495.3	2526.1
55°	1088.6	1096.3	1154.1	1297.7	1482.6	1784.8	2292.2	2550.9	2601.0	2631.2	2701.7
57.5°	1083.1	1089.1	1133.7	1243.2	1420.5	1660.4	2284.5	2684.6	2763.9	2821.1	2957.6
60°	1120.0	1125.5	1156.8	1248.7	1377.5	1569.6	2214.1	2860.7	2971.9	3126.0	3346.1
62.5°	1147.5	1150.2	1188.8	1317.5	1424.9	1481.0	2034.6	2984.0	3181.6	3377.5	3705.0
64°	1107.3	1101.8	1139.8	1281.8	1498.1	1443.0	1868.4	2977.9	3209.6	3427.0	3781.5
65°	1048.4	1052.3	1086.4	1211.9	1485.4	1441.4	1759.5	2911.9	3152.4	3383.0	3745.7
67.5°	814.5	829.4	838.7	953.8	1216.8	1488.1	1473.3	2491.4	2733.0	2953.2	3381.9
70°	438.1	436.4	457.3	548.1	846.4	1263.1	1264.2	1756.2	2023.6	2297.2	2723.7
72.5°	161.3	169.5	186.0	250.4	439.7	911.4	1158.5	1217.9	1337.4	1554.7	2012.1
75°	92.5	93.6	96.9	117.8	211.9	503.0	1076.5	1077.6	1086.4	1122.2	1370.9
77.5°	72.1	69.9	71.5	76.5	115.6	264.7	863.5	1023.7	1022.6	1017.0	1053.4
80°	53.9	56.1	59.4	59.4	71.5	142.0	490.9	910.8	941.6	964.8	978.0
82.5°	43.5	45.1	53.4	53.4	52.3	80.4	231.7	674.7	771.6	834.3	931.7
85°	28.1	29.7	45.1	44.6	42.4	47.3	121.1	226.2	243.8	297.2	422.7
87.5°	7.7	9.4	20.9	18.2	22.0	17.6	45.1	68.8	84.8	95.8	120.5
90°	0.0	0.0	0.0	0.0	0.0	0.0	0.0	0.0	0.0	0.0	0.0



REPORT NUMBER: P140915

CATALOG NUMBER: ECM-F02-LED-E1-SL2

CANDELA DISTRIBUTION (continued):

	65°	66°	67°	68°	69°	70°	71°	72°	73°	74°	75°
0°	497.0	497.0	497.0	497.0	497.0	497.0	497.0	497.0	497.0	497.0	497.0
2.5°	499.2	499.2	499.2	499.7	499.7	499.7	499.7	499.7	500.3	499.2	499.2
5°	509.1	508.5	509.1	509.1	510.7	510.2	510.7	510.7	510.2	511.3	511.3
7.5°	525.0	523.9	525.0	525.6	526.1	528.3	528.3	529.4	530.0	530.5	529.4
10°	544.3	545.9	546.5	546.5	549.2	550.3	550.3	552.0	553.7	554.8	554.2
12.5°	568.0	569.1	569.6	572.9	573.5	575.1	577.9	579.5	579.5	582.3	583.9
15°	594.4	595.5	598.8	599.9	602.1	604.8	606.5	608.1	608.1	613.1	614.7
17.5°	616.9	619.1	621.3	623.0	626.8	629.6	632.4	634.0	636.8	639.0	642.8
20°	636.2	639.0	641.7	645.0	647.8	650.5	653.8	656.0	659.3	662.6	666.5
22.5°	654.9	658.2	661.5	664.3	668.1	670.9	673.6	677.5	679.7	683.0	687.4
25°	675.3	680.8	684.1	687.9	691.8	695.6	698.9	702.2	705.5	710.0	714.4
27.5°	707.8	710.5	714.9	717.1	723.7	728.1	732.5	733.1	737.5	745.7	746.8
30°	750.1	755.1	757.8	765.5	766.6	768.3	775.4	780.4	785.9	792.5	795.3
32.5°	814.0	818.4	822.2	824.4	830.5	840.4	841.5	845.9	855.2	856.9	866.8
35°	907.5	908.6	914.7	918.0	925.7	931.2	933.9	937.8	942.7	954.3	957.1
37.5°	1019.8	1029.2	1021.4	1013.7	1027.5	1025.9	1029.2	1024.8	1038.0	1038.5	1043.5
40°	1194.3	1190.4	1173.9	1156.3	1148.0	1143.1	1133.2	1131.0	1138.1	1134.8	1136.5
42.5°	1451.3	1414.9	1386.9	1366.0	1340.1	1312.0	1296.1	1271.9	1271.9	1264.7	1271.3
45°	1753.4	1712.7	1660.4	1610.9	1579.0	1542.1	1504.1	1478.8	1452.9	1433.7	1450.7
47.5°	2051.2	2023.6	1965.3	1919.6	1855.8	1800.7	1740.8	1688.5	1657.7	1635.1	1638.4
50°	2309.8	2284.5	2254.2	2192.6	2144.2	2088.0	2024.7	1955.9	1889.4	1862.4	1839.3
52.5°	2527.8	2519.0	2493.1	2464.5	2424.8	2364.9	2324.7	2259.2	2180.5	2123.8	2099.6
55°	2720.4	2735.8	2749.5	2743.5	2729.2	2721.5	2671.9	2627.4	2574.0	2557.5	2507.4
57.5°	3023.6	3068.2	3121.0	3150.2	3178.8	3244.3	3260.3	3243.2	3249.8	3245.4	3219.0
60°	3452.9	3560.8	3653.2	3727.0	3805.7	3882.2	3972.4	4031.9	4056.6	4152.4	4150.7
62.5°	3821.1	3964.7	4083.0	4171.7	4263.6	4332.9	4391.2	4450.7	4523.3	4592.7	4680.2
64°	3921.2	4034.1	4130.4	4209.6	4275.7	4332.4	4376.9	4431.4	4491.4	4581.1	4678.0
65°	3869.5	3996.6	4066.5	4138.1	4197.5	4241.5	4287.2	4336.8	4412.7	4483.7	4587.2
67.5°	3517.8	3614.1	3715.4	3782.0	3839.2	3865.1	3908.0	3949.3	3991.7	4063.2	4192.6
70°	2966.4	3074.3	3220.1	3282.8	3342.3	3351.6	3391.8	3422.6	3450.7	3545.9	3609.7
72.5°	2225.6	2434.7	2577.8	2687.9	2700.0	2746.8	2763.3	2776.0	2807.9	2825.5	2844.8
75°	1533.8	1722.0	1843.7	1885.5	1936.7	1911.9	1883.3	1782.6	1783.1	1697.8	1601.0
77.5°	1079.2	1108.4	1109.5	1110.1	1042.4	1002.7	957.6	899.8	877.3	832.1	770.5
80°	978.5	975.2	954.9	930.1	893.2	840.4	785.9	747.9	718.2	684.6	640.6
82.5°	944.4	952.1	937.2	916.3	894.9	842.6	779.8	720.4	671.4	618.0	564.1
85°	460.1	473.3	516.2	544.3	550.9	518.4	473.9	419.9	368.2	309.8	282.9
87.5°	138.1	148.0	151.3	160.7	172.3	156.8	138.1	123.8	99.6	86.4	67.7
90°	0.0	0.0	0.0	0.0	0.0	0.0	0.0	0.0	0.0	0.0	0.0



REPORT NUMBER: P140915

CATALOG NUMBER: ECM-F02-LED-E1-SL2

CANDELA DISTRIBUTION (continued):

	76°	77°	78°	79°	80°	81°	82°	83°	84°	85°	86°
0°	497.0	497.0	497.0	497.0	497.0	497.0	497.0	497.0	497.0	497.0	497.0
2.5°	499.2	499.7	499.7	499.2	499.7	499.7	500.3	499.7	499.7	499.7	499.2
5°	510.2	512.4	511.8	511.8	512.9	512.9	512.4	513.5	512.9	512.9	512.4
7.5°	531.1	531.1	532.7	533.3	532.2	532.2	533.3	533.8	534.9	535.5	535.5
10°	555.3	558.1	558.1	558.6	559.2	560.8	561.4	561.4	562.5	562.5	563.6
12.5°	585.0	586.1	587.2	590.0	590.5	590.5	593.3	592.7	592.7	595.5	596.0
15°	616.9	618.6	621.3	622.4	623.5	626.3	627.9	629.6	629.0	632.9	634.0
17.5°	645.0	646.7	650.0	652.7	654.4	656.0	657.1	659.3	662.6	665.4	665.9
20°	667.6	669.8	673.6	676.9	679.7	681.3	685.7	687.9	689.0	691.2	694.0
22.5°	689.6	693.4	697.3	698.4	704.4	706.1	709.4	712.7	714.9	719.9	721.5
25°	717.1	720.4	725.4	728.7	732.5	735.8	739.1	741.9	746.8	751.2	753.4
27.5°	753.4	756.2	760.0	766.1	769.4	771.6	777.6	783.1	785.3	789.8	793.6
30°	801.3	804.1	809.6	815.6	818.4	825.5	829.9	833.8	838.2	844.2	849.7
32.5°	871.2	874.5	879.5	887.2	887.2	892.1	901.5	909.7	913.0	920.2	924.0
35°	963.1	963.7	969.2	980.7	984.0	982.9	991.7	999.4	1001.6	1012.6	1019.8
37.5°	1052.3	1053.9	1060.5	1064.9	1071.0	1075.4	1081.4	1093.0	1093.0	1109.0	1115.6
40°	1144.7	1153.0	1154.1	1155.2	1165.1	1182.7	1188.8	1200.3	1210.8	1226.2	1233.3
42.5°	1279.0	1287.8	1298.3	1310.4	1325.2	1335.1	1346.7	1363.2	1367.6	1386.9	1391.8
45°	1462.8	1473.3	1501.4	1504.1	1530.5	1543.7	1563.0	1585.0	1590.5	1603.2	1596.6
47.5°	1646.1	1658.2	1689.0	1720.9	1745.2	1768.3	1773.8	1783.1	1791.4	1783.7	1785.9
50°	1849.2	1866.8	1896.0	1924.0	1942.2	1968.6	1968.6	1970.8	1963.1	1950.4	1930.1
52.5°	2086.9	2089.7	2108.4	2130.4	2146.9	2152.4	2152.4	2139.8	2121.0	2100.7	2061.1
55°	2483.7	2453.5	2459.0	2459.0	2446.9	2436.9	2429.2	2398.4	2361.6	2324.7	2288.4
57.5°	3198.6	3227.3	3141.9	3118.8	3119.9	3044.5	3013.7	2960.9	2921.3	2855.2	2799.6
60°	4218.4	4198.6	4170.6	4144.1	4146.3	4046.7	3976.8	3898.1	3829.3	3684.0	3622.4
62.5°	4758.3	4828.8	4868.9	4848.6	4801.8	4739.6	4625.1	4505.7	4384.6	4261.4	4150.7
64°	4778.1	4871.1	4950.4	4983.4	4961.4	4882.7	4766.0	4617.4	4473.2	4328.0	4194.2
65°	4682.4	4800.2	4902.5	4948.7	4949.8	4880.5	4763.8	4614.1	4460.0	4291.6	4152.4
67.5°	4285.0	4420.4	4521.1	4598.7	4665.3	4630.1	4549.2	4390.1	4244.3	4053.3	3900.9
70°	3689.0	3772.6	3886.0	3999.4	4052.8	4061.0	4030.8	3950.4	3779.8	3624.6	3428.1
72.5°	2843.1	2973.0	2906.4	2976.3	3020.9	2977.4	2982.9	2845.9	2790.8	2654.3	2516.2
75°	1505.8	1510.2	1481.5	1273.5	1247.6	1152.4	1258.1	1069.3	1004.9	945.5	869.0
77.5°	698.4	608.1	523.9	437.5	357.7	313.1	244.4	215.2	193.7	170.6	175.6
80°	583.9	514.6	440.8	365.4	307.1	248.2	199.2	154.6	123.8	104.0	94.7
82.5°	516.8	455.7	404.5	358.3	316.5	258.7	212.4	164.0	126.0	95.2	73.7
85°	233.3	182.7	166.2	131.0	111.2	94.7	75.4	62.2	51.2	43.5	34.1
87.5°	54.5	37.4	31.9	30.3	26.4	24.8	20.9	22.0	18.2	14.3	14.9
90°	0.0	0.0	0.0	0.0	0.0	0.0	0.0	0.0	0.0	0.0	0.0



REPORT NUMBER: P140915

CATALOG NUMBER: ECM-F02-LED-E1-SL2

CANDELA DISTRIBUTION (continued):

	87°	88°	89°	90°	95°	105°	115°	125°	135°	145°	155°
0°	497.0	497.0	497.0	497.0	497.0	497.0	497.0	497.0	497.0	497.0	497.0
2.5°	499.2	499.2	499.7	499.7	500.3	501.4	503.0	501.4	501.4	501.4	501.9
5°	513.5	514.0	513.5	513.5	514.6	516.2	516.8	513.5	511.8	510.2	508.0
7.5°	534.4	536.6	536.0	536.0	537.1	537.1	536.0	531.1	526.1	518.4	511.8
10°	563.6	564.7	564.7	564.7	566.3	567.4	562.5	551.5	538.2	524.5	512.4
12.5°	598.2	597.7	599.3	601.0	599.9	599.9	590.5	573.5	552.0	529.4	508.5
15°	634.6	635.1	635.1	637.9	638.4	636.2	621.3	594.9	561.9	527.8	494.2
17.5°	668.7	669.8	670.3	672.5	675.3	669.2	647.8	612.0	563.6	512.4	467.2
20°	697.3	698.9	700.6	702.2	705.0	700.6	672.0	620.2	554.8	487.6	435.9
22.5°	723.2	725.9	727.0	729.8	734.2	728.7	694.0	620.2	534.9	460.6	400.7
25°	754.5	757.8	763.3	764.4	772.1	766.1	711.6	615.8	512.4	426.5	362.7
27.5°	795.8	799.1	804.1	806.8	816.2	807.9	724.8	604.3	484.3	389.6	325.8
30°	850.3	853.6	859.6	862.4	879.5	851.9	733.6	586.7	451.8	346.7	283.4
32.5°	926.2	935.0	934.5	941.6	957.1	900.9	737.5	561.9	411.1	303.2	243.8
35°	1025.9	1031.9	1037.4	1047.3	1054.5	953.2	734.7	529.4	360.5	258.1	209.1
37.5°	1121.6	1132.1	1135.9	1142.5	1140.9	988.4	723.7	478.8	305.4	217.9	185.5
40°	1241.0	1247.1	1259.2	1265.3	1236.1	1022.0	697.8	411.1	250.4	191.5	170.1
42.5°	1400.1	1407.8	1401.7	1400.1	1344.0	1040.7	648.3	343.4	209.7	172.3	157.4
45°	1593.3	1596.6	1578.4	1566.3	1468.3	1039.1	576.2	279.6	181.6	158.0	146.4
47.5°	1767.7	1761.1	1737.5	1719.3	1576.2	1000.5	486.0	230.6	166.8	146.4	137.6
50°	1911.9	1882.7	1857.4	1834.3	1662.6	941.6	399.6	194.3	152.4	137.0	128.8
52.5°	2042.3	2002.7	1973.0	1933.9	1741.3	864.0	330.8	169.5	138.1	127.7	119.4
55°	2235.5	2189.3	2151.3	2112.8	1880.5	803.5	286.2	150.8	123.8	117.8	110.1
57.5°	2789.7	2665.9	2632.3	2597.7	2253.7	790.3	260.3	135.9	112.8	108.4	103.5
60°	3547.6	3467.2	3413.3	3328.5	2873.4	832.7	241.1	124.9	105.1	102.4	98.0
62.5°	4041.8	3944.9	3855.8	3769.3	3237.2	831.6	217.4	117.8	100.7	100.2	93.6
64°	4073.1	3964.7	3865.1	3772.1	3248.7	777.1	195.9	112.8	100.7	100.7	90.8
65°	4021.4	3912.4	3809.5	3712.7	3182.7	735.3	181.6	110.6	102.4	101.8	89.2
67.5°	3757.8	3648.3	3532.7	3428.7	2903.1	576.2	143.6	106.8	111.2	107.3	87.5
70°	3291.6	3167.3	3080.3	3005.5	2492.0	402.3	113.9	109.0	121.6	113.9	91.9
72.5°	2385.8	2284.5	2283.4	2198.6	1886.6	255.4	91.9	108.4	121.1	112.8	95.2
75°	926.8	794.7	790.3	820.0	802.4	138.1	79.3	95.8	99.1	94.1	84.2
77.5°	158.5	155.7	154.1	162.4	178.9	76.5	72.6	81.5	73.7	66.6	69.9
80°	88.1	84.2	83.1	83.1	78.1	62.7	64.4	64.9	53.4	49.5	57.8
82.5°	61.1	56.7	54.5	52.8	51.2	56.1	57.2	51.2	38.5	38.0	53.9
85°	29.7	28.1	27.5	27.5	31.4	52.8	47.3	39.6	25.9	25.9	58.3
87.5°	12.7	12.7	11.0	11.0	17.1	33.6	21.5	16.5	10.5	12.1	23.7
90°	0.0	0.0	0.0	0.0	0.0	0.0	0.0	0.0	0.0	0.0	0.0



REPORT NUMBER: P140915

CATALOG NUMBER: ECM-F02-LED-E1-SL2

CANDELA DISTRIBUTION (continued):

	165°	175°	180°
0°	497.0	497.0	497.0
2.5°	501.4	502.5	501.9
5°	505.2	505.2	504.1
7.5°	504.7	502.5	501.4
10°	501.4	495.3	494.8
12.5°	492.6	482.7	479.9
15°	467.2	454.0	450.7
17.5°	435.3	419.9	415.5
20°	399.0	381.4	375.3
22.5°	363.8	343.4	337.4
25°	325.3	304.9	301.6
27.5°	282.9	263.6	258.7
30°	243.8	227.3	223.4
32.5°	208.6	197.0	197.0
35°	185.5	175.6	175.6
37.5°	167.3	162.9	162.4
40°	155.2	151.3	150.8
42.5°	145.8	141.4	140.9
45°	135.9	131.5	131.5
47.5°	126.6	121.6	122.2
50°	117.2	113.4	113.4
52.5°	109.5	105.7	105.1
55°	102.4	98.5	98.0
57.5°	95.8	91.4	90.8
60°	89.2	84.8	83.7
62.5°	83.7	78.7	77.6
64°	80.4	75.4	74.3
65°	78.7	73.2	72.6
67.5°	77.0	69.9	69.3
70°	83.1	68.8	66.0
72.5°	83.7	67.1	63.8
75°	79.3	63.8	61.1
77.5°	69.9	58.3	55.0
80°	67.1	45.7	40.2
82.5°	61.6	37.4	31.4
85°	50.6	24.2	22.6
87.5°	29.2	16.0	11.6
90°	0.0	0.0	0.0

(END OF REPORT)